

# **MORN MEDIA LIMITED**

(Earlier known as JAGRAN LIMITED)

Regd. Office: Jagran Building, 2, Sarvodaya Nagar, Kanpur-208 005

CIN: L22121UP1983PLC006177

Phn. No. – 0512-2216161, E-mail: mornmedialimited@hotmail.com

January 20, 2016

**Metropolitan Stock Exchange of India Limited,**  
Vibgyor Towers, 4th floor, Plot No C 62, G - Block,  
Opp. Trident Hotel, Bandra Kurla Complex, Bandra (E),  
Mumbai – 400 098, India.

Dear Sir,

**Sub: Shareholding Pattern under Regulation 31 (1) (b) of SEBI (LODR), 2015 for quarter ended  
December 31, 2015**

Please find attached herewith the shareholding pattern for the Quarter ended December 31, 2015, under Regulation 31 (1) (b) of SEBI (Listing Obligations and Disclosure Requirements) Regulations, 2015.


You are requested to take the same on record.

Thanking You,  
For Morn Media Limited



**DIRECTOR**


**Encl: as above**



1.	Name of Listed Entity: MORN MEDIA LIMITED		
2.	Scrip Code/Name of Scrip/Class of Security: MORNMEDIA		
3.	Share Holding Pattern Filed under: Reg. 31(1)(b)		
	a. if under 31(1)(b) then indicate the report for quarter ending December 31, 2015		
	b. if under 31(1)(c) then indicate date of allotment/extinguishment: N.A.		
4.	<b>Declaration :</b> The Listed entity is required to submit the following declaration to the extent of submission of information:		
	<b>Particulars</b>	<b>YES*</b>	<b>NO*</b>
a	Whether the Listed Entity has issued any partly paid up shares	-	NO
b	Whether the Listed Entity has issued any Convertible Securities or Warrants?	-	NO
c	Whether the Listed Entity has any shares against which depository receipts are issued?	-	NO
d	Whethere the Listed Entity has any shares in locked-in?	-	NO
e	Whethere any shares held by promoters are pledge or otherwise encumbered?	-	NO

\*if the Listed Entity selectes the option 'NO' for the questions above, the columns for the partly paid up shares, Outstanding Convertible Securities/Warrants, depository receipts, locked-in shares, No of shares pledged or otherwise encumbered by promoters, as applicable, shall not be displayed at the time of ddissemination on the Stock Exchange website. Also wherever there is 'No' declared by Listed entity in above table the values will be considered as 'Zero' by default on submission of the format of holding of specified securities.

MORN MEDIA LIMITED

  
DIRECTOR





Table I - Summary Statement holding of specified securities


Category	Category of Shareholder	No of Shareholders	No of fully paid up equity shares held	No of Partly paid-up equity shares held	No of Shares Underlying Depository Receipts	Total No of Shares Held	Shareholding as a % of total no of shares	Number of Voting Rights held in each class of securities			No of Shares Underlying Outstanding convertible securities (Including Warrants)	Shareholding as a % assuming full conversion of convertible Securities (as a percentage of diluted share capital)	Number of Locked in Shares		Number of Shares pledged or otherwise encumbered		Number of equity shares held in dematerialized form	
								No of Voting Rights		Total as a % of (A+B+C)			No.	As a % of total Shares	No.	As a % of total Shares		
								Class X	Class Y									Total
(I)	(II)	(III)	(IV)	(V)	(VI)	(VII)	(VIII)	(IX)			(X)	(XI)	(XII)	(XIII)	(XIV)			
(A)	Promoter & Promoter Group	22	310600	0	0	310600	62.12	310600	0	310600	62.12	0	62.12	0	0.00	0	0.00	0
(B)	Public	370	189400	0	0	189400	37.88	189400	0	189400	37.88	0	37.88	0	0.00	NA	NA	0
(C)	Non Promoter-Non Public	0	0	0	0	0	0	0	0	0	0	0	0	0	0	NA	NA	0
(C1)	Shares underlying DRs	0	0	0	0	0	NA	0	0	0	0.00	0	NA	0	0.00	NA	NA	0
(C2)	Shares held by Employes Trusts	0	0	0	0	0	0.00	0	0	0	0.00	0	0.00	0	0.00	NA	NA	0
	<b>Total:</b>	<b>392</b>	<b>500000</b>	<b>0</b>	<b>0</b>	<b>500000</b>	<b>100.00</b>	<b>500000</b>	<b>0</b>	<b>500000</b>	<b>100.00</b>	<b>0</b>	<b>100.00</b>	<b>0</b>	<b>0.00</b>			<b>0</b>

MORN MEDIA LIMITED

  
DIRECTOR



Category	Category & Name of the Shareholder	PAN	No of Voting Rights				Shareholding as a % of total no of shares (A+B+C2)	No of Shares Underlying Depository Receipts (IV+V+VI)	No of Shares Underlying Depository Receipts	Total No of Shares Held (IV+V+VI)	Total as a % of (A+B+C)	No of Shares Underlying Depository Receipts (including convertible securities (as a percentage of diluted share capital))	Number of Locked in Shares	Number of Shares pledged or otherwise encumbered	Number of equity shares held in dematerialized form				
			No of Voting Rights													No.	As a % of total Shares	No.	As a % of total Shares
			Class X	Class Y	Total	(IX)													
(1)	Indian	(ii)	(iii)	(iv)	(v)	(vi)	(vii)	(viii)	(ix)	(x)	(xi)	(xii)	(xiii)	(xiv)					
(a)	Individuals/Hindu undivided Family		21	310600	0	0	310600	62.12	310600	62.12	0	0	0	0					
	Mr. Devendra Mohan Gupta	ACZPG8336J	1	24500	0	0	24500	4.90	24500	4.90	0	0	0	0					
	Mr. Dharendra Mohan Gupta	ACZPG8337K	1	30150	0	0	30150	6.03	30150	6.03	0	0	0	0					
	Mr. Mahendra Mohan Gupta	ACZPG8338G	1	39500	0	0	39500	7.90	39500	7.90	0	0	0	0					
	Mr. Shailendra Mohan Gupta	ACZPG8335M	1	24500	0	0	24500	4.90	24500	4.90	0	0	0	0					
	Mr. Sanjay Gupta	AAZPG8332N	1	24250	0	0	24250	4.85	24250	4.85	0	0	0	0					
	Mr. Yogendra Mohan Gupta	AAZPG8332N	1	29500	0	0	29500	5.90	29500	5.90	0	0	0	0					
	Mr. Sandeep Gupta	ACZPG8333P	1	19750	0	0	19750	3.95	19750	3.95	0	0	0	0					
	Mrs. Bhawna Gupta	AGAPG2731L	1	6000	0	0	6000	1.20	6000	1.20	0	0	0	0					
	Mrs. Pragati Gupta	ADAPG9398N	1	6600	0	0	6600	1.32	6600	1.32	0	0	0	0					
	Mrs. Rajni Gupta	ACZPG4377E	1	12350	0	0	12350	2.47	12350	2.47	0	0	0	0					
	Mrs. Saroja Gupta	ADAPG9401G	1	10000	0	0	10000	2.00	10000	2.00	0	0	0	0					
	Mr. Sunil Gupta	ACZPG4375G	1	8000	0	0	8000	1.60	8000	1.60	0	0	0	0					
	Mrs. Vijaya Gupta	ACZPG8339H	1	5900	0	0	5900	1.18	5900	1.18	0	0	0	0					
	Mr. Devesh Gupta	AGAPG3513C	1	10000	0	0	10000	2.00	10000	2.00	0	0	0	0					
	Mrs. Manjani Gupta	ACZPG2936R	1	2500	0	0	2500	0.50	2500	0.50	0	0	0	0					
	Mrs. Ritu Gupta	AAZPG4457K	1	4900	0	0	4900	0.98	4900	0.98	0	0	0	0					
	Mrs. Ruchi Gupta	AAZPG4456J	1	3550	0	0	3550	0.71	3550	0.71	0	0	0	0					
	Mr. Sameer Gupta	AAZPG1908J	1	7750	0	0	7750	1.55	7750	1.55	0	0	0	0					
	Mr. Shalish Gupta	ACZPG2937Q	1	6500	0	0	6500	1.30	6500	1.30	0	0	0	0					
	Central Government/State Government(s)		0	10400	0	0	10400	2.08	10400	2.08	0	0	0	0					
(b)	Financial Institutions/Banks		0	0	0	0	0	0.00	0	0.00	0	0	0	0					
(c)	Any Other		0	0	0	0	0	0.00	0	0.00	0	0	0	0					
(d)	M/s Kanchan Properties Limited	AAZPG6704E	1	14000	0	0	14000	2.80	14000	2.80	0	0	0	0					
(2)	Sub-Total (A)(1)		22	310600	0	0	310600	62.12	310600	62.12	0	0	0	0					
	Foreign		0	0	0	0	0	0.00	0	0.00	0	0	0	0					
(a)	Individuals (Non-Resident)		0	0	0	0	0	0.00	0	0.00	0	0	0	0					
(b)	Government		0	0	0	0	0	0.00	0	0.00	0	0	0	0					
(c)	Institutions		0	0	0	0	0	0.00	0	0.00	0	0	0	0					
(d)	Foreign Portfolio Investor		0	0	0	0	0	0.00	0	0.00	0	0	0	0					
(e)	Any Other		0	0	0	0	0	0.00	0	0.00	0	0	0	0					
	Sub-Total (A)(2)		0	0	0	0	0	0.00	0	0.00	0	0	0	0					
	Total Shareholding of Promoter and Promoter Group (A)=(A)(1)+(A)(2)		22	310600	0	0	310600	62.12	310600	62.12	0	0	0	0					



**MORN MEDIA LIMITED**  
 DIRECTOR

Table III - Statement showing shareholding pattern of the Public shareholder																
Category	Category & Name of the Shareholder	PAN	No of Shareholders	No of fully paid up equity shares held	No of Partly paid-up equity shares held	No of Shares Underlying Depository Receipts	Total No of Shares Held (IV+V+VI)	Shareholding as a % of total no of shares (A+B+C2)	Number of Voting Rights held in each class of securities			No of Shares Underlying convertible securities (including Warrants)	Shareholding as a % assuming full conversion of convertible Securities (as a percentage of diluted share capital)	Number of Locked in Shares	Number of Shares pledged or otherwise encumbered	Number of equity shares held in dematerialized form
									Class X	Class Y	Total					
	(I)	(II)	(III)	(IV)	(V)	(VI)	(VII)	(VIII)	Class X	Class Y	Total	(X)	(XI)	(XII)	(XIII)	(XIV)
(1)	Institutions															
(a)	Mutual Funds		0	0	0	0	0	0.00	0	0	0	0.00	0	0.00	NA	0
(b)	Venture Capital Funds		0	0	0	0	0.00	0.00	0	0	0	0.00	0	0.00	NA	0
(c)	Alternate Investment Funds		0	0	0	0	0.00	0.00	0	0	0	0.00	0	0.00	NA	0
(d)	Foreign Venture Capital Investors		0	0	0	0	0.00	0.00	0	0	0	0.00	0	0.00	NA	0
(e)	Foreign Portfolio Investors		0	0	0	0	0.00	0.00	0	0	0	0.00	0	0.00	NA	0
(f)	Financial Institutions/Banks		0	0	0	0	0.00	0.00	0	0	0	0.00	0	0.00	NA	0
(g)	Insurance Companies		0	0	0	0	0.00	0.00	0	0	0	0.00	0	0.00	NA	0
(h)	Provident Funds/Pension Funds		0	0	0	0	0.00	0.00	0	0	0	0.00	0	0.00	NA	0
(i)	Any Other		0	0	0	0	0.00	0.00	0	0	0	0.00	0	0.00	NA	0
	Sub Total (B)(1)		0	0	0	0	0.00	0.00	0	0	0	0.00	0	0.00	NA	0
(2)	Central Government/State Government(s)/President of India		0	0	0	0	0.00	0.00	0	0	0	0.00	0	0.00	NA	0
	Sub Total (B)(2)		0	0	0	0	0.00	0.00	0	0	0	0.00	0	0.00	NA	0
(3)	Non-Institutions															
(a)	i. Individual shareholders holding nominal share capital up to Rs. 2 lakhs		369	189300	0	0	189300	37.86	189300	0	189300	37.86	0	0.00	NA	0
	K.K. AGARWAL	ABKPB032B		5350	0	0	5350	1.07	5350	0	5350	1.07	0	0.00	NA	0
	PAWAN BANSAL	ABKPB1388H		5000	0	0	5000	1.00	5000	0	5000	1.00	0	0.00	NA	0
	ii. Individual shareholders holding nominal share capital in excess of Rs. 2 Lakhs		0	0	0	0	0.00	0.00	0	0	0	0.00	0	0.00	NA	0
(b)	NBFCs Registered with RBI		0	0	0	0	0.00	0.00	0	0	0	0.00	0	0.00	NA	0
(c)	Employee Trusts		0	0	0	0	0.00	0.00	0	0	0	0.00	0	0.00	NA	0
(d)	Overseas Depositories (Holding DRs)/Balancing figure)		0	0	0	0	0.00	0.00	0	0	0	0.00	0	0.00	NA	0
(e)	Any Other)		1	100	0	0	100	0.02	100	0	100	0.02	0	0.00	NA	0
	BODIES CORPORATES		370	189400	0	0	189400	37.88	189400	0	189400	37.88	0	0.00	NA	0
	Sub Total (B)(3)		370	189400	0	0	189400	37.88	189400	0	189400	37.88	0	0.00	NA	0
	Total Public Shareholding (B) = (B)(1)+(B)(2)+(B)(3)		370	189400	0	0	189400	37.88	189400	0	189400	37.88	0	0.00	NA	0

MORN MEDIA LIMITED



DIRECTOR



Table IV - Statement showing shareholding pattern of the Non Promoter - Non Public Shareholder																	
Category	Category & Name of the Shareholder	PAN	No of Shareholders	No of fully paid up equity shares held	No of Partly paid-up equity shares held	No of Shares Underlying Depository Receipts	Total No of Shares Held (IV+V+VI)	Shareholding as a % of total no of shares (A+B+C2)	No of Voting securities	Number of Voting Rights held in each class of			No of Shares Underlying convertible securities (including Warrants)	Shareholding as a % assuming full conversion of convertible Securities (as a percentage of diluted share capital)	Number of Locked in Shares	Number of Shares pledged or otherwise encumbered	Number of equity shares held in dematerialized form
										Class X	Class Y	Total					
			(iii)	(iv)	(v)	(vi)	(vii)	(viii)	(ix)	(x)	(xi)	(xii)	(xiii)	(xiv)	(xv)	(xvi)	
(1)	Custodian/DR Holder	(ii)	0	0	0	0	0	0.00	0	0	0	0	0.00	0	0	0	
(2)	Employee Benefit Trust (under SEBI(Share based Employee Benefit) Regulations, 2014)		0	0	0	0	0	0.00	0	0	0	0	0.00	0	0	0	
	<b>Total Non-Promoter-Non Public Shareholding (C) = (C1)+(C2)</b>		<b>0</b>	<b>0</b>	<b>0</b>	<b>0</b>	<b>0</b>	<b>0.00</b>	<b>0</b>	<b>0</b>	<b>0</b>	<b>0</b>	<b>0.00</b>	<b>0</b>	<b>0</b>	<b>0</b>	

MORN MEDIA LIMITED  
  
 DIRECTOR